

El Barro Clay

Experience the timeless elegance of El Barro Clay tiles. Proudly Made in Australia, these tiles embody the rich heritage of Mexican Ceramics and Terracotta Clay Pottery. Each tile is a piece of art, inspired by moulding and coiling methods that date back thousands of years. El Barro Clay is not just about aesthetics; they're about bringing history into your space. The unique sheen and design of these tiles are reminiscent of the traditional terracotta clay pottery, but it's not just the past that these porcelain tiles represent. Because when you choose El Barro Clay, you're not just choosing tiles. You're choosing a story – a story of tradition, craftsmanship, and sustainability. Bring home your own piece of this story with El Barro Clay tiles.



El Barro Clay

Terracotta



Beige



300x300
Matt (P3)

Grey



300x600
Matt (P3)
*Terracotta not available
In 300x600mm

White



600x600
Matt (P3)
External (P5)

AUSTRALIAN MADE

Glazed Porcelain

Cushioned Edge

V2 Variation

Floor Cat. 4

P3 Matt

P5 External

6 600x600

GNS Ceramics recommends that our retail shops pass on the following information to the installer and end-user.

Click or Scan for Installation Instructions

Ceramic tiles are only one component of a much larger building system. It is our experience that failure of any tiling system is very often the result of a combination of factors. For example; inappropriate design, type of substrate, surface preparation, temperature during installation, adhesives, incompatibility of products, product failure, environmental factors skill and knowledge of the installers etc; the latter being supplied or controlled by a variety of manufacturers and tradesmen. GNS Ceramics has no involvement in the design, selling and installation processes and once goods have been dispatched from our warehouse we have no control over where and how these products are used. As a result the project manager, and or the tiler are the only people in a position to ensure that all the components used in a project are compatible and that the product is installed in accordance with the Australian Building Code and the Australian Standards.

Installation Instructions for all types of tiles can be found in the GNS Ceramics Price List, and on our website. We suggest these are followed at all times.

Cleaning and Maintenance

Do not use abrasive cleaners and chemicals which could permanently scratch and damage the surface of the tile. For daily cleaning we recommend the use of a mild PH Neutral detergent. Should a more vigorous cleaning programme be required we recommend the use of a proprietary tile cleaner from a specialty tile supplier.

Colour & Pattern Variation Guide

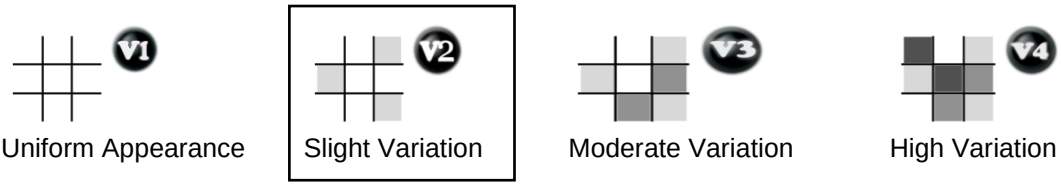

Slip Resistance

The best way to minimise the risk of slipping is through safe design principals. This involves a risk management approach which evaluates the likelihood and consequence of an incident to occur. Slip resistive flooring is only one of the design components to consider, other design features should also be considered, including awnings, airlocks, matting and a suitable cleaning regime to reduce the extent of contaminates. Visual aids, warning signs, handrails and lighting, along with the footwear to be worn, should also be considered.

All ceramic tiles can be slippery, particularly when wet. This includes tiles, commonly used in wet areas such as bathrooms. It is important that customers be aware of the potential danger of wet ceramic tiles and seek advice from the retailer as to the level of slip-resistance of any particular tile, and its suitability for the intended application. If there is any doubt, tiles should be tested for slip-resistance immediately after being laid, under the conditions that they will be subject to during use. While tiles may achieve an acceptable standard in a laboratory test, it is quite probable that the performance in-situ will be less than expected, due to installation methods, wear & tear, cleaning regimes and unforeseen circumstances. Test results should therefore to be seen as a relative guide to estimate the merits of one tile versus another and should be used in conjunction with the Australian Building Code and the relevant Australian Standards. Further information on slip resistance is provided in the Australian Standards HB198:2014 - An Introductory guide to the slip resistance of pedestrian surface materials.

There are many factors beyond the control of the supplier that can affect the level of slip-resistance of tiles, or contribute to the incidents of injury through slipping. Consequently, the laboratory test results presented here must not be viewed to mean that GNS Ceramics Pty Ltd, is providing any warranty, nor will accept any liability for personal injury or accidents arising from the selection or installation of tiles under any circumstances.

Classes of Use

The classification has taken into account the recommendations of the Australian Standards; however, they are given for general guidance only. They are valid for the given application under **NORMAL CONDITIONS** and should not be taken to provide accurate product specifications for specific requirements.

WARNING: Other standards and building code requirements may affect your selection of tiles.

Consideration should be given to the footwear, type of pedestrian traffic and cleaning methods expected. Floors should be adequately protected against soiling from following trades during installation; they should also be protected against scratching dirt at the entrances to building by interposing footwear cleaning devices. For example, mats, shoe scrapers, static devices, etc.

CLASS 4 - Floor coverings that are walked on by regular traffic with some scratching dirt so that conditions are more severe than CLASS 3; For example, entrances, laundries with external access, living areas, entertainment areas, patio's, sales rooms, motels.

El Barro Clay



P3
300X300

P3
300X600

P3/P5
600X600

V2

Slight variation


White
Beige
Grey
Terracotta
El Barro CLay

Australian Made Tiles

175 Racecourse Rd, Rutherford NSW 2320
PO Box 765 Maitland NSW 2320
Australia
Tel: 02 4931 8400
Fax: 02 4931 8499
www.ncia.com.au
ABN 83 100 467 267

NCIA Specification Sheet

El Barro Clay Range

NCIA Product Code	Description	Nominal Size (mm)	Nominal Thickness (mm)	Pendulum (slip) Rating	PEI Rating
YEB61022A	El Barro Clay White 300*300	300*300	6.3mm	P3	4
YEB63122A	El Barro Clay Beige 300*300	300*300	6.3mm	P3	4
YEB62022A	El Barro Clay Grey 300*300	300*300	6.3mm	P3	4
YEB63322A	El Barro Clay Terracotta 300*300	300*300	6.3mm	P3	4
YEB61055A	El Barro Clay White 300*600	300*600	8.5mm	P3	4
YEB63155A	El Barro Clay Beige 300*600	300*600	8.5mm	P3	4
YEB62055A	El Barro Clay Grey 300*600	300*600	8.5mm	P3	4
YEB61060A	El Barro Clay White 600*600	600*600	9.0mm	P3	4
YEB1560A	El Barro Clay White 600*600 External	600*600	9.0mm	P5	4
YEB63160A	El Barro Clay Beige 600*600	600*600	9.0mm	P3	4
YEB3660A	El Barro Clay Beige 600*600 External	600*600	9.0mm	P5	4
YEB62060A	El Barro Clay Grey 600*600	600*600	9.0mm	P3	4
YEB2560A	El Barro Clay Grey 600*600 External	600*600	9.0mm	P5	4
YEB63360A	El Barro Clay Terracotta 600*600	600*600	9.0mm	P3	4
YEB3860A	El Barro Clay Terracotta 600*600 External	600*600	9.0mm	P5	4

Product Specific Information

Screen Size	1980*1320mm
Variation Rating	V2 – Slight variation
Print Mode: 300*300	Random Print within 6 600*600 faces
Print Mode: 300*600	Random Print within 6 600*600 faces
Print Mode: 600*600	Random Print within 6 600*600 faces

Australian Made Tiles

175 Racecourse Rd, Rutherford NSW 2320
PO Box 765 Maitland NSW 2320
Australia
Tel: 02 4931 8400 Fax: 02 4931 8499
www.ncia.com.au
ABN 83 100 467 267

NCIA Specification Sheet

NCIA products conform to Group B1b. NCIA tiles meet and exceed requirements under AU ISO 13006-2020.

NCIA tiles are classified as a low water absorption vitrified tile under Australian Standards.

Category	NCIA Standards	International/Australian Standards
Length and Width	+- 0.5mm(difference from work size)	+-2.0mm (difference from work size)
Thickness	+- 0.5mm(difference from work size)	+- 0.5mm(difference from work size)
Centre Curvature	+- 0.5mm	+-2.0mm
Straightness of Edge	+- 0.5mm	+-1.5mm
Edge Curvature	+- 0.5mm	+-2.0mm
Rectangularity	+- 0.5mm	+-2.0mm
Resistance to Surface Abrasion	Minimum PEI 3	
Stain Resistance	Minimum Class 4	Minimum Class 3
Resistance to Chemicals	Class A	
Water Absorption	Less than 3%	
Resistance to Crazing	No Crazing	
Resistance to Frost	Resistant	
Resistance to Fire	Non-Flammable	
Gaseous Emissions when Exposed to Fire	No Emission	
VOC Emissions	No Emission	
Fading in UV/Sunlight	Color Permanence	
Moisture Expansion	Less than 0.01%	Less than 0.06%
Modulus of Rupture (N/mm2)	Minimum 30N/mm^2	Minimum 30N/mm^2
Surface Quality	Minimum 98% Defect Free	Minimum 95% Defect Free

Work Size	Nominal Thickness
300*300	6.3mm
450*450	7.5mm
500*500	8mm
300*600	8.5mm
600*600	9mm

Work Size	M2 per pallet	Boxes per pallet	M2 per box	Pieces per box	Pallet weight kgs
300*300	95.04	48	1.98	22	1335
450*450	113.6	80	1.42	7	1800
500*500	72	48	1.50	6	1224
300*600	69.12	48	1.44	8	1248
600*600	69.12	48	1.44	4	1290

Chemical Composition (Average)	%
Na_2O	2.76
K_2O	3.95
MgO	0.69
CaO	0.58
Mn_3O_4	0.08
Al_2O_3	18.30
Fe_2O_3	1.40
SiO_2	70.00
- (Crystalline Silica)	- (15-25%)
TiO_2	0.66
P_2O_5	0.06
SO_3	<0.01
LOI	<1.70

Product Warranty	Term
Domestic Use	10 years
Commercial Use	7 years

Other	Reference
Operating in NSW under Environment Protection License	11956
MSDS	www.ncia.com.au
Cleaning/maintenance recommendation	www.ncia.com.au
Contact	sales@ncia.com.au
Raw materials	Sourced from NSW & Victoria
Employment	60 staff
Current Production Capacity	7million m2 per annum
Australian Made License	8934
Member of the Australian Tile Council	
NATA accreditation	20807